

PAJERO





The Pajero is an off-road legend with technology tested and proven on the world's toughest rally courses.

Advanced power and control, optimised handling with new all-wheel independent suspensions, comprehensive safety - all wrapped up in a sleek new monocoque body designed to keep you and your passengers safe.



3.8 MPI
3.2 DID GLS



Note: Pajero GLS alloy wheels may differ.

On-road and off-road the comfortable and spacious Pajero is the ideal sport utility vehicle for your family.

Whatever the conditions outside, the new interior is ergonomic and luxurious, with ABS brakes and dual front airbags providing extra safety.



	3.2 DID GLS DIESEL LWB 3.2 DID EXCEED DIESEL LWB	3.8 MPI V6 EXCEED PETROL LWB	3.5 MPI V6 GLS PETROL LWB
Engine options	3.2 Diesel DID - Direct injected diesel 16 valve DOHC intercooled turbo		
	3.8 MPI Petrol - Multi-point fuel injection 24 valve V6 SOHC		
Displacement (cc)	3200	3828	3828
Compression ratio	17.0	9.0	9.0
Max power ISO nett (kW/rpm)	121/3800	150/5000	150/5000
Max torque ISO nett (Nm/rpm)	373/2000	314/3250	314/3250
Bore and stroke (mm)	98.5 x 105.0	95.0 x 90.0	95.0 x 90.0
Overall length (mm)	4830		
Overall width (mm)	1895		
Overall height (mm) without roof rails	1855		
Wheelbase (mm)	2780		
Front track (mm)	1560		
Rear track (mm)	1560		
Min ground clearance (mm)	225	235	235
Kerb weight (kg)	EXCEED-2190/GLS-2150	2135	2105
Front suspension	Double wishbone coil springs with stabiliser bar		
Rear suspension	Multi-link coil springs with stabiliser bar		
Tyres	265/70R16		
Wheels	16" alloys		
Approach angle	39°		
Ramp brake - over angle	24°		
Departure angle	24		
Fuel rating	Diesel	Regular	Regular
Fuel tank (litres)	90		
Transmission	INVECES-II 5 speed auto with sports mode		
Recommended towing capacity with brakes (kg)	EXCEED-3300/GLS-3300	3300	3300
Recommended towing capacity without brakes (kg)	750		
Turning radius	5.7		
Front brakes	Ventilated discs		
Rear brakes	Ventilated drum in discs		

Introducing the rear entertainment system

Note: Entertainment system is available as a dealer fit option.

Part no: U140/IE7469-2204



> 7" SLIM LINE SCREEN

Eurovox roof mounted screens are the latest design and technology.



> AUTOMOTIVE DVD PLAYER

- DVD
- CD
- Video CD
- MP3




> 2 SETS OF HEADPHONES

Stereo transmission for the best movie experience.

	3.2 DID GLS DIESEL LWB	3.8 MPI V6 EXCEED PETROL LWB	3.8 MPI V6 GLS PETROL LWB
	3.2 DID EXCEED DIESEL LWB		
Power steering	•	•	•
Power windows	•	•	•
Power mirrors	•	•	•
Power sunroof	EXCEED	•	
ABS brakes	•	•	•
Dual SRS airbags	•	•	•
Front side airbags	EXCEED	•	
Manual air conditioning	GLS		•
Auto air conditioning with rear controls	EXCEED	•	
Front fog lamps	EXCEED	•	
Keyless entry	•	•	•
Central door locking	•	•	•
Leather/Wood steering wheel	EXCEED	•	
Leather seat trim (face only)	EXCEED	•	
Split rear seat, reclining 60/40	•	•	•
Wood print centre panel	EXCEED	•	
AM/FM radio, single CD, 6 speakers	GLS		•
AM/FM radio, 6 disc CD, 6 speakers with MP3	EXCEED	•	
Power antenna	•	•	•
Spare wheel cover	•	•	•
Side steps - built-in type	•	•	•
Cruise control	•	•	•
Active stability and traction control	•	•	•
Two tone paint	•	•	•
Roof mounted rear spoiler	EXCEED	•	
Roof rails	EXCEED	•	
Two speed windscreen wash/wipe with intermittent control	•	•	•
Super select 4WD	•	•	•
Third row removable bench seat with headrest	•	•	•

Additional features – sold separately



COMPATIBLE CONSOLES FOR ALL PAL OR NTSC GAMES

Designed to allow connection of popular gaming consoles to Eurovoux entertainment systems.

- Nintendo 64
- Sony Playstation PSA or PS2
- Xbox

TV TUNER

Designed to receive TV1, TV2 and TV3



TWO TONE EXTERIOR COLOUR RANGE

Glass Green (P)/ Queens Silver (M) FA8	Roanne Red (P)/ Queens Silver (M) PH2	Grand Blue (P)/ Queens Silver (M) DH6	Satellite Silver (M)/ Queens Silver (M) U3H

Note: The colours shown are approximate and may differ from the actual colours. (M) = Metallic (P) = Pearl. Every endeavour has been made to ensure these specifications and colours are accurate. However changes may occur and your dealer will be aware of any variations.

CROSS BARS E



These cross bars are strong, look great and can easily be fitted to the Pajero.

Part no:
U804/12808 (Universal)
U804/100237 (Custom)

ROOF RAILS GLS



Available with a full range of accessory add-ons, e.g. snowboard racks.

Part no:
U804/5B1000-1275 Permanent mount with 2 rails (GLS)
U804/020376 Prorack clamp mount with 2 rails (GLS)
U804/020378 Prorack third rail
U804/FR5229 Fast Rack System clamp mount with 2 rails (pictured above)

TOWBAR AND TOWBALL GLS,E



Towbar capacity rated at 750kg unbraked and 3300kg braked. Towbars are fitted with 1 7/8-inch cadmium towball. Refer to your owner's manual for full towing details.

Part no:
JLC10732C
JLC10732C (MPI) rated 2500kg braked

WEATHERSHIELD GLS,E



Available as a vehicle set, they prevent rain and run-off water from entering the cabin when driving with a partly open window.

Part no:
JCMR921357 (LH)
JCMR921358 (RH)

DOOR HANDLE PROTECTOR GLS,E



Chromed door handle protectors are a smart accessory, which protect the paintwork from being scratched by keys or rings.

Part no:
MZ569733 (Front)
MZ569434 (Rear)

BONNET PROTECTOR GLS,E



Constructed from heavy duty acrylic, it deflects flying stones and prevents chipping of the bonnet paint work.

Part no: U810/PBP


HEADLAMP PROTECTORS GLS,E



Clip-on guards prevent damage to lights caused by flying stones and are easily removed for cleaning when required.

Part no: JCMR921355

PAJERO TYRE CASE GLS,E



This classy, lockable tyre case offers protection and looks great in black and chrome.

Part no: U810/V73A

FLOOR MATS GLS,E



Available in charcoal. These floor mats are contoured and branded especially for Pajero, featuring an Ecotread "non-slip" backing to prevent the mats from slipping. Includes one piece rear mat.

Part no: US803/PCM

FOUR SEASONS BOX GLS,E



Carries skis, fishing rods, camping equipment, golf clubs and just about everything else. Large 430 litre capacity. Size: 2250 x 800 x 325mm.

Part no: US804/FSN2

EXPLORO BOX GLS,E



Carries almost as much as the Four Seasons Box. Large 305 litre capacity. Size: 1250 x 950 x 380mm.

Part no: US804/EXP1

SEAT COVERS GLS,E



Protect the seat fabric and prevent stains and damage with custom-fit Town and Country Seat Covers made out of denim and suede.

Part no:
U811/TCCFTUB (Grey denim/Black suede)
U811/TCCFTGC (Green denim/Tan suede)
U811/TCCFTSC (Blue denim/Tan suede)
U811/TCCFTUB (Brown denim/Tan suede)
U811/TCCFTGC (Grey denim/Blue suede)

WAGON CARGO LINER GLS,E



Ideal for protection of rear carpeted cargo area to contain all those messy spills and damage from everyday use. e.g. pets, garden clippings.

Part no: U803/CMP



S O R I E S

JACKET Part no: U2/J



POLAR FLEECE VEST

Part no: U2/VEST



POLO SHIRT Part no: U2/PS



BEANIE Part no: U2/BB



SWIRL PEN

Part no: U2/PEN



CAP Part no: U2/PCAPS



UMBRELLA Part no: U2/GU



GOLF TOWEL Part no: U2/GT



FIRST AID KIT Part no: U2/FAK




BIG GRIP PEN

Part no: U2/BPP




WALLET WORLD CLOCK CALENDAR

Part no: U2/CLOCK



MITSUBISHI TIE

Part no: U2/MCT



MINI MAG-LITE Part no: U2/ML



GOLF BAG KEY RING

Part no: U2/GTK



KEY RING Part no: U2/KR



MITSUBISHI BELT

Part no: U2/MB



You can easily order any of these Mitsubishi accessories by contacting your local Mitsubishi Motors dealer on **0800 666 669**

Every effort has been made to ensure the features and specifications of all parts in this brochure are correct, however changes may occur. Please note that these parts are conditional on availability. Your Mitsubishi Motors dealer will be able to advise you on the current availability of parts.





The new Pajero's superb balance of power, handling, safety and control was conceived in development and has been realised in execution. It's the product of integrating advanced power and control elements into a sleekly sculptured new monocoque body with built-in frame, optimising handling with new all-wheel independent suspensions, and then securing all systems with comprehensive safety. The result retains the off-road crown, while setting new standards of excellence in on-road performance, comfort and safety.

▹ **ONE PIECE BODY**



The inherent strength of the new monocoque body allowed lowering the engine, which in turn lowered the centre of gravity while actually increasing ground clearance. Results: improved high-speed cornering and off-road stability. The reinforced body shell's remarkable rigidity also increases overall suspension flexibility, allowing fuller realisation of its dynamic potential.

▹ **SUSPENSION TRAVEL**




Adoption of a monocoque body enabled the use of coil springs, increasing front and rear wheel travel, and enhancing both off-road prowess and on-road comfort.

▹ **SRS AIRBAGS**



Adding to the collision protection offered by SRS (Supplement Restraint System) front airbags, the driver and front passenger also benefit from new SRS side airbags (EXCEED only), which activate in side collisions. Maximum protection in a collision is available only when occupants use the standard three-point ELR seatbelts.



Super Select 4WD (SS4-II)

Super Select 4WD (SS4-II) SS4-II's electronically controlled transfer lever ensures smooth, effortless shifting through all four transfer modes.

Torque split The centre differential has been upgraded with new planetary gears, enabling a 33:67 front/rear torque split in 4H mode, for safer high-speed cornering in 4WD. The centre differential's VCU (Viscous Coupling Unit) automatically proportions torque up to 50:50 rear to front, improving both straight-line stability and off-road performance.

2H	4H	4HLc	4LLc
2WD high range is ideal for smooth, economical performance; generally best for highway cruising or city driving.	4WD high range is the full-time 4WD mode. By optimising the traction ratio between front and rear wheels, this position enhances stability, while offering the extra tyre grip needed to ensure safe high-speed driving in variable conditions.	4WD high range with centre differential locked, so power is distributed evenly front to rear; improves traction and manoeuvrability on rough roads, as well as sandy or snow-covered surfaces.	4WD low range with centre differential locked; lowers the centre differential gear ratio, providing greater torque for climbing or descending steep inclines at very low speeds, or going through deep snow, mud or sand. To shift into or out of 4LLc, the Pajero should be brought to a full stop.

INVECS-II Sports MODE 5A/T


Intelligent & Innovative Vehicles
Electronic Control System

INVECS-II matches gear selection and shift timing to individual driver preferences to provide the full range of driver enjoyment – from leisurely to sporty – safely, easily and comfortably. This intelligent automatic transmission uses two sophisticated neural logic control programmes – Optimum Shift Control and Adaptive Shift Control – in making decisions to suit its operation to individual driving style.

In **Optimum Shift Control**, INVECS-II compares current driving style and road conditions to its databank of shifting patterns to automatically select the best gear and ideal gearshift timing for a variety of driving situations.

Adaptive Shift Control monitors and learns each individual driver's throttle and braking patterns to adapt its shift timing and gear selection to suit that individual's personal driving style.

Sports Mode allows you to shift up or down merely by moving the lever forward to or back to , to fully enjoy the dynamic feel of manual shifting.



One thing leads to another

Use of a monocoque body allowed for a succession of innovative advancements, from a redesigned cockpit that's an ergonomic delight to expanded cabin space that offers all occupants more head, shoulder and leg room.

Improvements and modifications in the seating system allow for more configurations and utility. But the benefit you may appreciate most: the new interior delivers more luxury and comfort, and a lot less noise and vibration no matter where your journeys lead you.

THIRD-ROW SEAT

The third-row bench seat can now be stowed away in an underfloor compartment, simply by folding the seatback forward, then tumbling the entire seat into the compartment. To utilise the underfloor compartment and expand luggage space, just fold the seatback forward, undo the side latches and lift the seat out.



Mitsubishi has a set of superior service standards we set ourselves every day. It defines our attitude to our customers and their vehicles. It is expressed in details such as the comprehensive service notes you receive and the questionnaires that give you the opportunity to comment on our work.

> MITSUBISHI WARRANTY

The Mitsubishi Warranty gives you three year/100,000 km bumper to bumper protection. The comprehensive cover includes corrosion perforation and even Mitsubishi accessories like the vehicle audio system.

Your warranty is transferable, so if you sell the vehicle within three year/100,000 km, the new owner can continue to enjoy peace of mind for the remainder of the period.

> MITSUBISHI EXTENDED WARRANTY

Extended warranties are available at the time of purchase at very competitive rates. You can extend the standard three year/100,000 km Mitsubishi Warranty by anything from 12 to 36 months.

> MITSUBISHI SERVICE

Your first service at one month/1,500 km is free. After that, Mitsubishi passenger vehicles only need servicing every six months/10,000 km, except turbos every three months/5,000 km.

> MITSUBISHI FINANCE

Paying cash is just one of the ways to purchase a Mitsubishi. There is a range of finance options that make ownership easier - you should explore them with your Mitsubishi Motors dealer.

For example, leasing helps spread the impact of a big capital purchase and provides protection against depreciation costs.

The ways Mitsubishi lease packages can be tailored are virtually limitless. You can spread or delay payments to suit your situation.

One option is the Operating Lease, particularly suitable for businesses, where your rental is effectively the monthly payment.

Leasing means you don't have a depreciating asset and you can keep upgrading regularly without having to worry about selling used vehicles.

> MITSUBISHI ROADSIDE ASSISTANCE

Wherever you travel in New Zealand, no matter what happens, you have the support of our 24-hour helpline right through the warranty period. Whatever it takes to get you going again, Mitsubishi roadside assistance will work with the nearest Mitsubishi Motors dealer to make it happen. If necessary, we can even help with rental car or accommodation costs. To talk to Mitsubishi staff who can help, just call 0800 806 661.

> MITSUBISHI PAYMENT PROTECTION

Your Mitsubishi Motors dealer can also arrange Payment Protection Insurance. It means that, in the event of an illness, accident or interruption to your income, you and your family will be able to continue enjoying your Mitsubishi.

> MITSUBISHI FULL REPLACEMENT VEHICLE INSURANCE

Mitsubishi Motors dealers can offer you a special insurance package with full replacement instead of the 'agreed value' most policies provide. It means that if your new vehicle is written off within the first three years or 100,000 km of continuous ownership, you will receive a brand new one. If there has been a model upgrade since you purchased, you will get the upgrade.

Mitsubishi's insurance gives you competitive premiums negotiated with the benefit of group buying power, and the reassurance of knowing only genuine Mitsubishi parts will be used in any repairs.

> MITSUBISHI SERVICE AND PARTS

With 60 dealers nationwide, Mitsubishi's network is one of the most extensive in New Zealand. Wherever you are, whatever assistance you need, support is always close at hand.

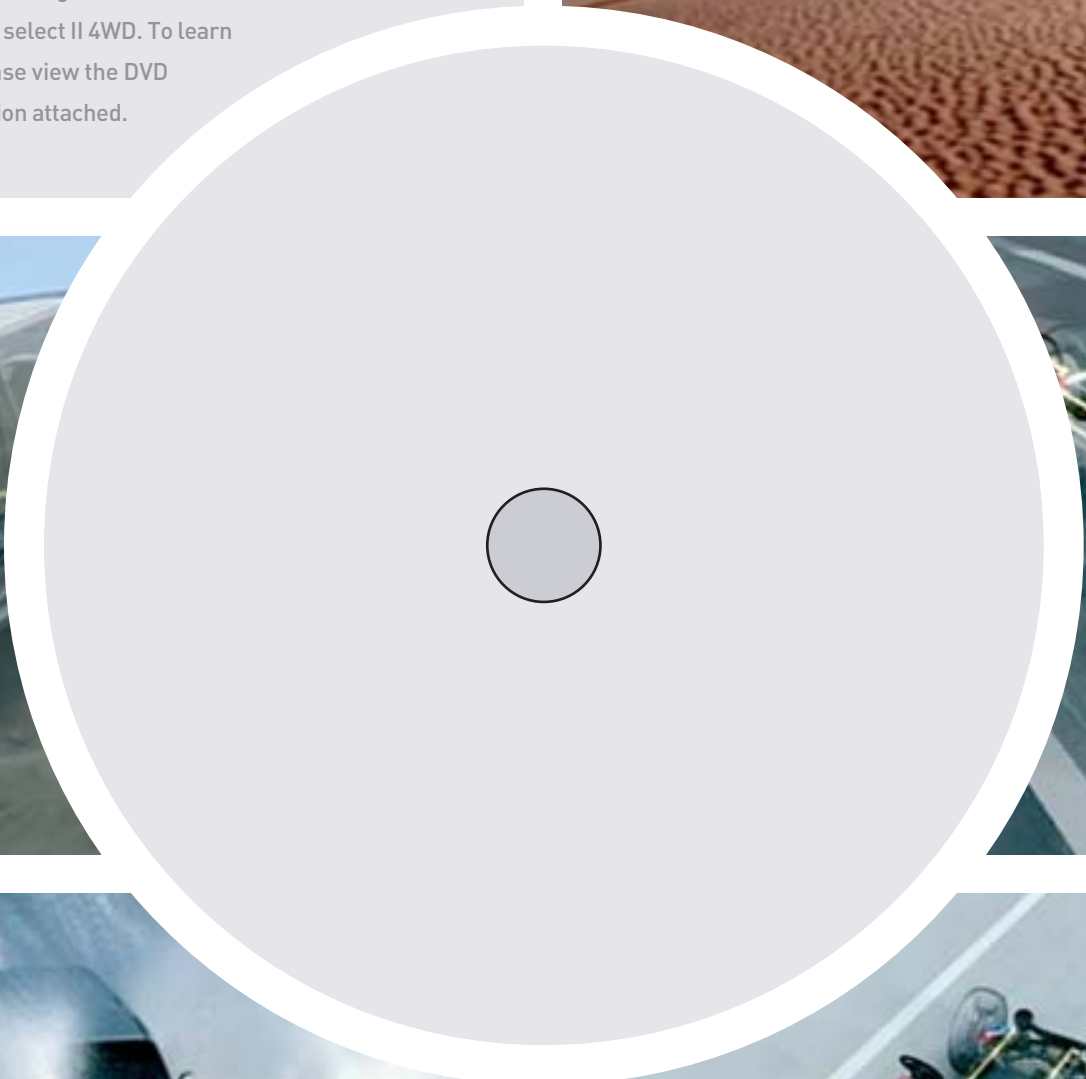

Mitsubishi's Three-Step Technician Training

Qualified technicians are well trained to service your vehicle - many of them have also passed through the international three-step Mitsubishi training plan. They work to detailed servicing specifications, set out by the manufacturer and adapted for New Zealand driving conditions.

D V D

Discover Pajero's MATT™ (Mitsubishi All Terrain Technology)

MATT™ is one of the latest innovations in automobile engineering. It stands for Mitsubishi All Terrain Technology and works behind the scenes to enhance your vehicle's safety and performance. Standard on all Pajero models, it includes active stability control, multimode anti-lock braking system, active traction control with engine brake assist control and super select II 4WD. To learn more please view the DVD presentation attached.





**MITSUBISHI
MOTORS**

www.mitsubishi-motors.co.nz